

A.R.I. K-060 VB

 **Aquestia**
Directing the Flow



Industry

Spring-loaded Vacuum Breaker Series

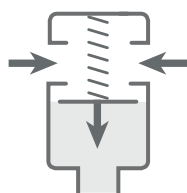
Description

A.R.I. K-060 VB is a normally closed, spring-loaded full-bore Vacuum Breaker Series. It is designed to seal "drip-tight" and to open fully at minimal differential pressure, allowing the intake of air into the pipeline or system when vacuum conditions occur; thus protecting the pipeline.

Installation



- Pump stations
- Water transmission lines at points susceptible to vacuum / water column separation

Operation



Air Intake
Normally Closed

Features and Benefits

Flow cross-sections	Equal to or greater than nominal port area
	Maximum intake flow
Simple product design	Easy to install and maintain, reduces downtime
	No need to disconnect the valve from the main line for maintenance
Aerodynamic design	Protects the line from negative pressure incidents
Unique spring-sealing mechanism	Dry spring mechanism, not in contact with the liquid
	Long-term maintenance-free operation
Screen protected outlet	Prevents intrusion of insects and debris
Construction materials	Non-corrosive and durable
 ATEX certified air valves	ATEX certified air valves are optional by customer request. Certification is conditional upon the customer connecting the designated part on the product to a dedicated ground connection point
 NSF/ANSI/CAN 61 certified & listed	For drinking water system component
	NSF/ANSI 372 certified & listed
	Conforms with lead content requirements for "lead-free" plumbing

Technical Specifications

Size range	2" - 10"
Working pressure range	0.01 bar
Testing pressure	1.5 times maximum working pressure
Temperature	Maximum working temperature: 60° C Maximum intermittent temperature: 90° C

Upon ordering, please specify: model, size, working pressure, thread/flange standard and type of liquid

Valve Selection Options

Models	A.R.I. K-060 VB / A.R.I. K-062 VB / A.R.I. K-064 VB	
Valve connection	Flanged ends to meet various requested standards	
Standard materials	Cast Ductile Iron, Cast Steel, Cast Stainless Steel 316, Cast Super Duplex Additional materials upon request	
Pressure rating	2"-8"	16 bar/25 bar/40 bar
	10"	16 bar/25 bar

Dimensions and Weight

Size	Dimensions (mm)		Weight (kg)	Orifice Area (mm²)
	A	B		
2" (50mm)	185	278	10.5	1960
3" (80mm)	219	365	17	5030
4" (100mm)	262	423	26	7850
6" (150mm)	375	594	66	17662
8" (200mm)	463	701	122	31400
10" (250mm)	586	852	247	49087

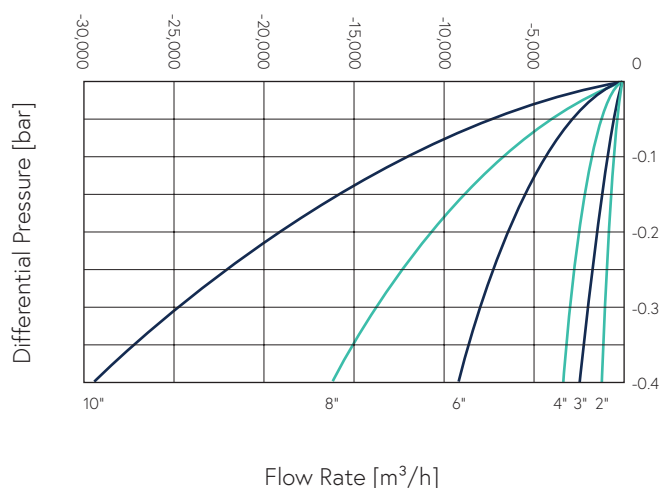


NOTE

All product weights and dimensions are approximate, due to the differences in flange standards, materials and variable accessories.

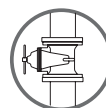
Flow Charts

Air Intake



The isolation valve installed under the air valve must be fully open to prevent damage or malfunction and ensure performance within the specifications of the air valve.

For complete installation instructions, please refer to the IOM document.



Parts List and Specifications

No.	Part	Material
1	Screen Cover Assembly	
1a	Screen Cover	Polypropylene
1b	O-ring	EPDM
1c	Nut & Washer	Stainless Steel 316
1d	Screen	Stainless Steel 316
2	Cover Assembly	
2a	Nut	Stainless Steel 316
2b	Washer	Stainless Steel 316
2c	Spring	Stainless Steel 302
2d	Bolts	Stainless Steel 316
2e	Bushing	AUKOLON
2f	Bridge	Stainless Steel 316/Super Duplex
2g	Circlip	Stainless Steel 304
2h	Cover	Stainless Steel 316/Super Duplex
2i	Orifice Seat	Stainless Steel 316/Super Duplex
2j	Orifice Seal	EPDM
3	Float Assembly	
3a	Float	Stainless Steel 316/Super Duplex
4	Body Assembly	
4a	O-ring	EPDM
4b	Bolt, Nut & Washer	Stainless Steel 316
4c	Body	Stainless Steel 316/Super Duplex

