



Deluge Valves

Model 68 DE\EL



General representation



Fire Protection

Electrically Actuated, Remote Reset Deluge Valve 2/2 Solenoid

Description

Electrically controlled deluge/pre-action valve, actuated by the pipeline pressure. The valve is closed in its normal, set position and opens when a 2w solenoid valve is energized. An emergency manual release valve is fitted as standard. Also available with manual reset: DE\EL-MR.

Certification & Compliance

UL Listed under VLFT category

ABS Type Approval

Lloyd's Register Approval

ANSI FCI 70-2 Class VI seat leakage class

Fire tested to EN ISO 6182-5:2006 (2"-6" only)



Features & Benefits

- High pressure (PN25/375psi), high flow deluge systems
- Automatic or local manual emergency actuation
- Hazardous, flammable & explosion classified area fire suppression
- Superior design featuring exceptionally low pressure losses at high flow rates
- Low lifelong maintenance costs due to straightforward design
- Applicable for fresh or brackish water, seawater & foam
- Out of box fully assembled & tested valves
- Factory trimmed for vertical & horizontal installations without modification
- Extensive valve & trim materials selection and corrosion protection coating

Typical Applications

Automatic or Manual Actuated Fire Suppression Systems

Petrochemical, Oil & Gas Installations

Tunnels

Power Generation, Transformer & Transmission Plants



Flammable Storage

Hangers & Airport Terminals

Onshore/Offshore

Mining



Operation

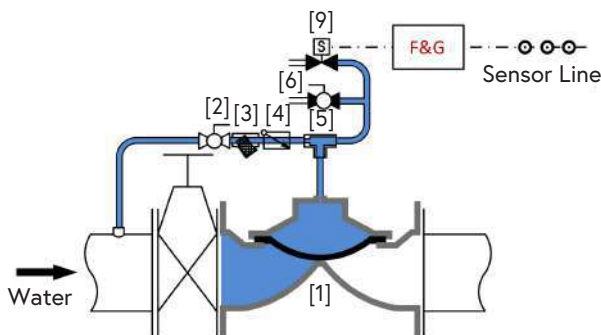
The basic control valve [1] used in this deluge system is a direct sealing elastomeric diaphragm, hydraulically operated control valve engineered specifically for fire protection systems. The system includes a 2/2-way N.C. solenoid as the interface between the fire alarm control panel - monitoring heat, smoke or flames - and the deluge valve.

In the stand by position, the deluge valve is held closed by the upstream water pressure, trapped in the valve's control chamber. The water pressure enters the control chamber through the priming line ball valve [2], a Y-Type strainer [3], a check valve [4] and a T-restrictor [5].

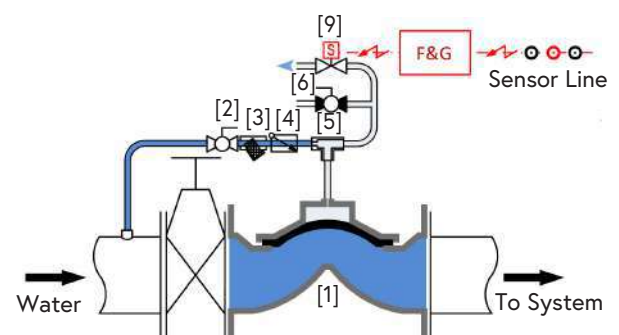
Under fire conditions, a fire alarm control panel energizes the 2/2-way N.C. Solenoid [9] (or de-energizes the coil of a continuously energized ED 100% normally open solenoid for SIL 3-4 rated systems). Water is drained from the deluge valve's control chamber through the 2/2-way N.C. Solenoid. The deluge valve opens instantly and allows water to flow into the pipeline and through the open sprinklers over the protected area.

Manual emergency actuation is enabled by opening the Emergency Manual Activation Valve [6]. The deluge valve opens instantly and allows water to flow into the pipeline and through the open sprinklers over the protected area.

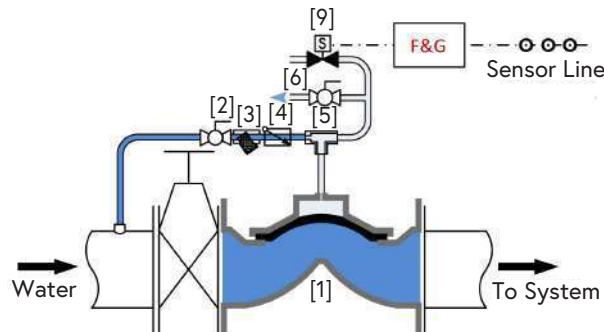
Standby Position



Electrically Actuated



Manually Actuated



Components & Typical Materials

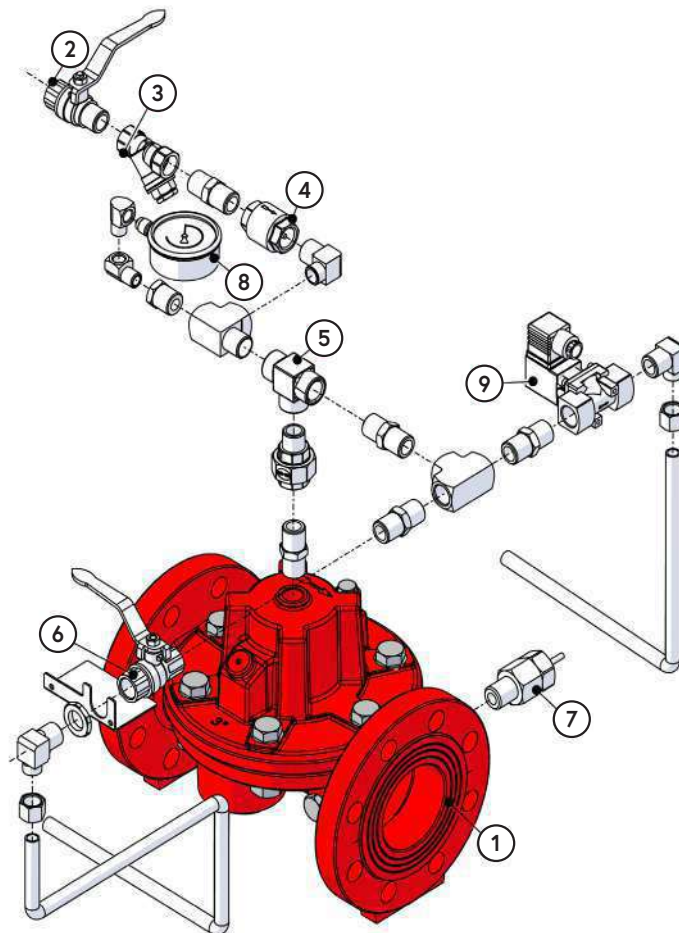
The OCV 68 DE\EL consists of the following components, arranged as shown on the schematic diagram below.

| ID | Part | Standard Material | POG (1) Applications |
|----|---------------------------|-----------------------------------|----------------------|
| 1 | Valve Body | See OCV S100 Engineering Data (2) | |
| 2 | Ball Valve | Bronze, Stainless Steel Ball | Stainless Steel 316 |
| 3 | Y-Type Strainer | Bronze, Stainless Steel Screen | Stainless Steel 316 |
| 4 | Check Valve | Bronze | Stainless Steel 316 |
| 5 | T-Restrictor | Brass | Stainless Steel 316 |
| 6 | Manual Emergency Valve | Bronze | Stainless Steel 316 |
| 7 | Drip Valve | Brass | Stainless Steel 316 |
| 8 | Pressure Gauge | Stainless Steel | Stainless Steel 316 |
| 9 | 2/2 Way N.C. Solenoid (3) | Brass | Stainless Steel 316 |

(1) Petrochemical, Oil & Gas

(2) Refer to materials selection guidelines, Engineering Data - Materials: Ductile Iron A-536 65-45-12; Cast Steel A-216 WCB; Cast Steel A-352 LCB; Austenitic Stainless Steel A-351/CF8M; Super Duplex 2507; Nickel-Aluminum-Bronze B-148 UNS C95800

(3) Consult factory



General Arrangement & Dimensions

Standard Sizes

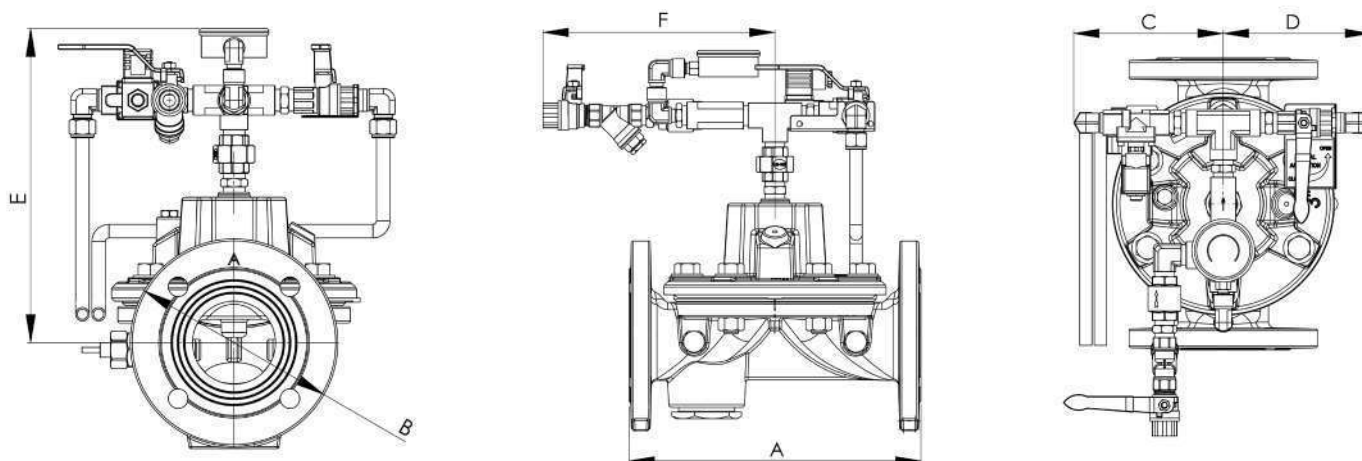
| DIM | 2" | 2 1/2" | 3" | 4" | 6" | 8" | 10" |
|-------------------------------|---------|---------|----------|----------|---------|----------|---------|
| A | 9 5/8 | 9 3/16 | 12 3/16 | 14 | 17 3/16 | 20 7/8 | 25 |
| A _G ⁽¹⁾ | 9 5/8 | 10 | 13 3/16 | 15 | 17 5/16 | 21 7/8 | -- |
| B | 6 5/8 | 7 3/8 | 7 7/8 | 9 3/8 | 12 1/8 | 14 3/16 | 16 7/8 |
| C | 5 | 5 | 6 5/16 | 6 13/16 | 7 7/8 | 9 1/2 | 11 1/8 |
| D | 6 3/16 | 6 3/16 | 6 5/16 | 6 3/16 | 6 5/16 | 7 7/8 | 9 13/16 |
| E | 9 3/16 | 9 3/16 | 11 13/16 | 11 13/16 | 14 7/8 | 15 11/16 | 16 5/8 |
| F | 9 11/16 | 9 11/16 | 9 11/16 | 9 11/16 | 9 11/16 | 10 3/8 | 12 1/2 |

Approximate Dimensions. ⁽¹⁾ Grooved model length.

Metric Sizes

| DIM | DN50 | DN65 | DN80 | DN100 | DN150 | DN200 | DN250 |
|-------------------------------|------|------|------|-------|-------|-------|-------|
| A | 243 | 233 | 310 | 356 | 436 | 530 | 635 |
| A _G ⁽¹⁾ | 243 | 253 | 336 | 380 | 440 | 556 | -- |
| B | 168 | 185 | 200 | 238 | 306 | 360 | 430 |
| C | 126 | 126 | 159 | 173 | 202 | 242 | 291 |
| D | 157 | 157 | 157 | 157 | 160 | 200 | 249 |
| E | 234 | 234 | 300 | 296 | 379 | 399 | 422 |
| F | 246 | 246 | 246 | 246 | 246 | 265 | 317 |

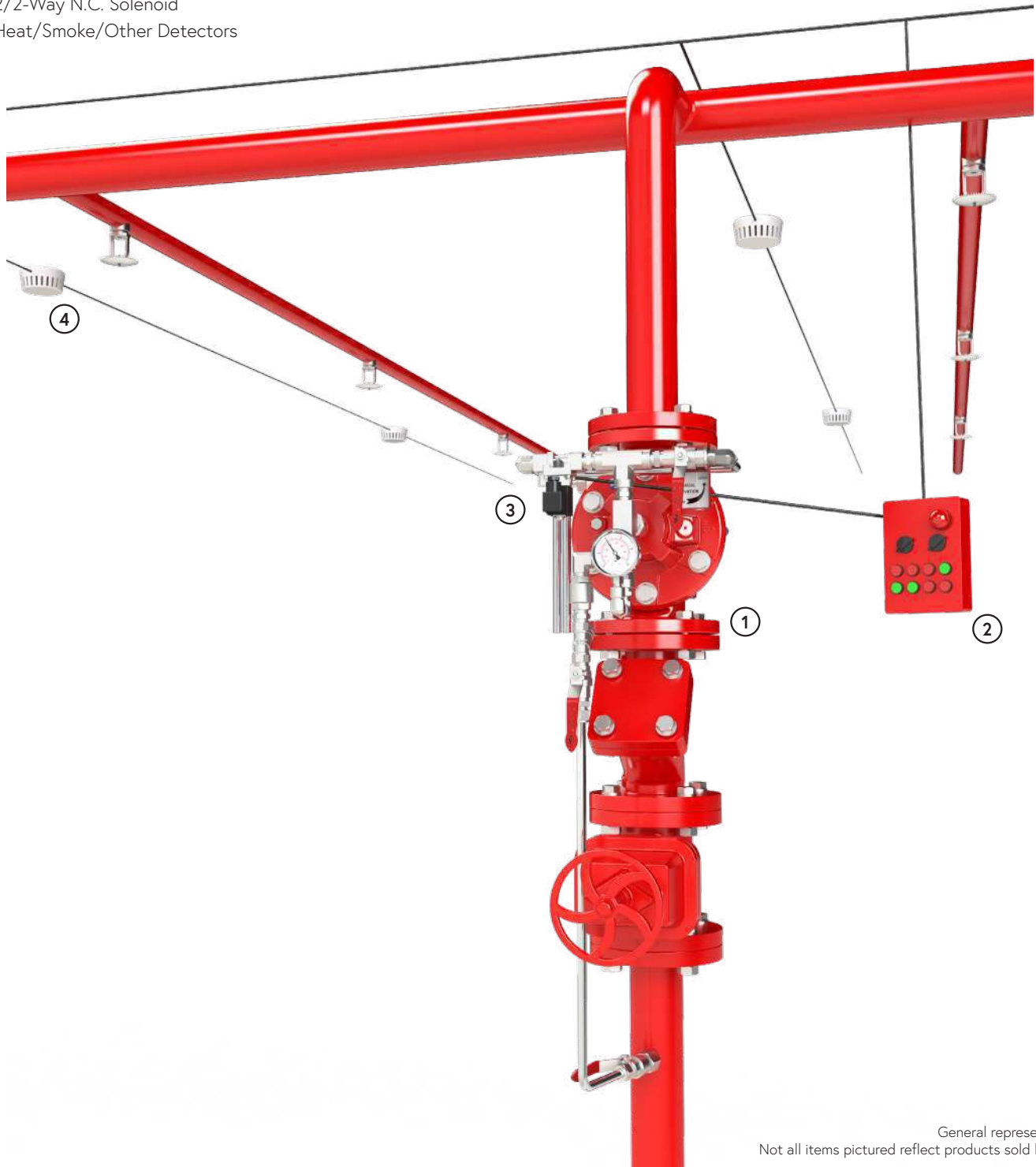
Approximate Dimensions. ⁽¹⁾ Grooved model length.



Typical Installation

The typical installation of the OCV 68 DE\EL is as shown:

- 1 Electrically Actuated, Remote Reset Deluge Valve
- 2 Fire Alarm Control Panel
- 3 2/2-Way N.C. Solenoid
- 4 Heat/Smoke/Other Detectors



General representation.
Not all items pictured reflect products sold by OCV.

Technical Data

| Temperature (Elastomers) | |
|---------------------------------|--|
| Media | up to 80°C = 176°F |
| Elastomers | suitable for extreme climates (available upon request) |
| Sizes | |
| UL Listed Model 68 | 2" - 10" |
| Straight Flow | 2" - 24" |
| Pressure Rating (ANSI at 100°F) | |
| 250psi for Class 150# | |
| 375psi for Class 300# | |
| End Connections | |
| Flanged | ISO-PN16 & ISO-PN25 |
| | ANSI B16.42 & B16.5 Class 150# & 300# |
| | Additional options available upon request |
| Grooved | Sizes: 2"-8" |

| Body & Cover Material | |
|--|-----------------|
| Ductile Iron | Stainless Steel |
| Cast Steel | NAB |
| Trim Material | |
| Bronze/Brass - Copper | |
| Stainless Steel | |
| Monel | |
| Optional Components | |
| Position Indicator | |
| Alarm Test Trim | |
| Upstream Drain Valve | |
| Pressure Switch | |
| Limit/Proximity Switch | |
| Spring | |
| Items to Specify | |
| Electrical features other than standard (24VDC, IP65/NEMA4) | |
| If explosion proof accessories are required such as solenoids, pressure switches, etc., please define classification | |
| Control trim material other than standard | |
| Required standards, certifications and approvals | |

Engineering Specifications

The deluge valve shall be hydraulically operated, direct elastomeric diaphragm-seal, single chamber weir type. The valve shall consist of three major components: the body, the cover and the diaphragm assembly. The diaphragm assembly shall be the only moving part. The diaphragm forms a sealed control chamber in the upper portion of the valve, separating operating pressure from line pressure. Packing glands, stuffing boxes and dynamic o-ring seals are not permitted and there shall not be shafts, discs, bearings or pistons operating the valve. No hourglass shaped disc retainers shall be permitted, and no V-type, U-type or other slotted type disc guides shall be used. The valve shall contain a nylon reinforced rubber diaphragm, elastic & resilient through its entire surface without vulcanized radial seals

and/or reinforcements. The diaphragm assembly shall not be guided by any shafts or bearings and shall not be in close contact with other valve parts except for its sealing surface. The deluge valve shall be fully trimmed, hydrostatically and operationally tested at the factory. Maintenance, disassembly and reassembly of all the valve's components shall be made possible on-site and in-line, without the need to remove the valve from the line. Main valve body and bonnet standard material shall be ductile iron or cast steel. Main valve body and bonnet surfaces shall include a fire red epoxy coating. Other materials and coatings available upon request. The deluge valve shall be an OCV 68 DE\EL, UL Listed under VLFT category, as manufactured by OCV, an Aquestia Ltd. brand, Tulsa, OK, USA.